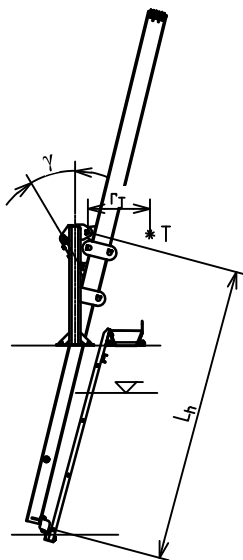


Příloha 1: Polohy čistícího stroje použité při silových rozborech

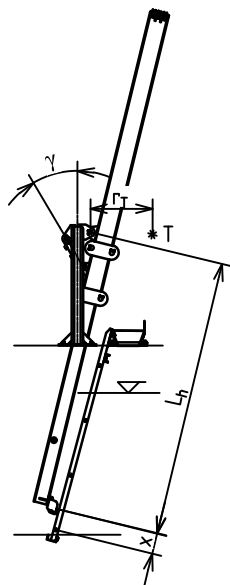
POLOHA 1

$x=0$ mm
 $L_h=3124$ mm
 $\gamma=44,70^\circ$
 $r_T=81,0$ mm
 $m_{shr}=197$ kg



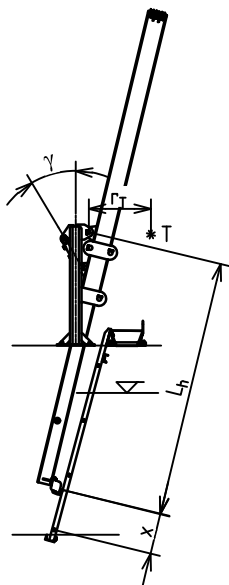
POLOHA 2

$x=213$ mm
 $L_h=2911$ mm
 $\gamma=44,76^\circ$
 $r_T=99,9$ mm
 $m_{shr}=197$ kg



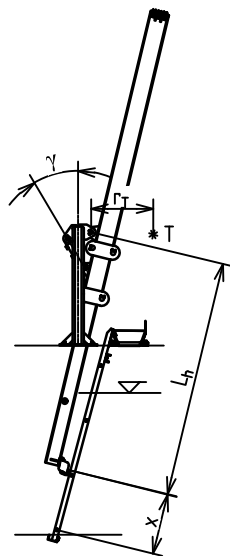
POLOHA 3

$x=426$ mm
 $L_h=2698$ mm
 $\gamma=44,82^\circ$
 $r_T=118,8$ mm
 $m_{shr}=197$ kg



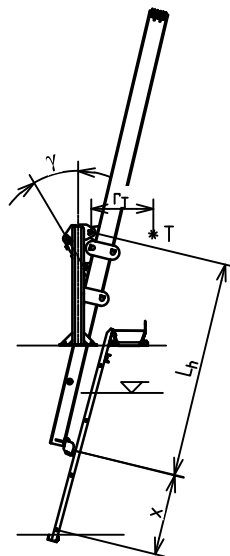
POLOHA 4

$x=639$ mm
 $L_h=2485$ mm
 $\gamma=44,88^\circ$
 $r_T=137,7$ mm
 $m_{shr}=196$ kg



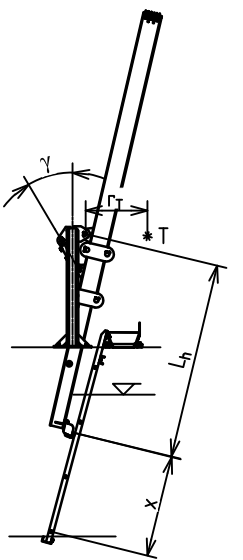
POLOHA 5

$x=852$ mm
 $L_h=2272$ mm
 $\gamma=44,94^\circ$
 $r_T=156,6$ mm
 $m_{shr}=169$ kg



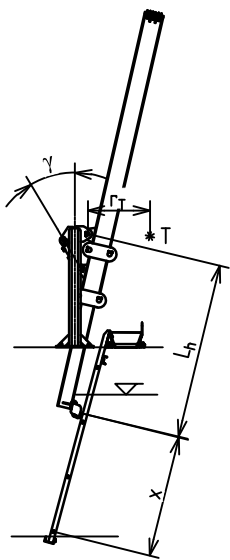
POLOHA 6

$x=1065$ mm
 $L_h=2059$ mm
 $\gamma=45,00^\circ$
 $r_T=175,5$ mm
 $m_{shr}=142$ kg



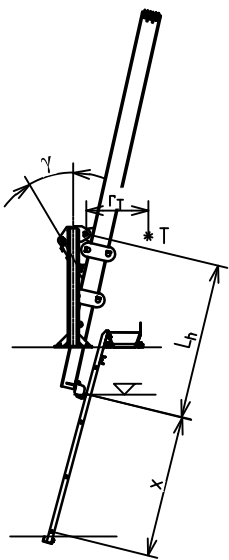
POLOHA 7

$x=1278$ mm
 $L_h=1846$ mm
 $\gamma=45,06^\circ$
 $r_T=194,4$ mm
 $m_{shr}=115$ kg



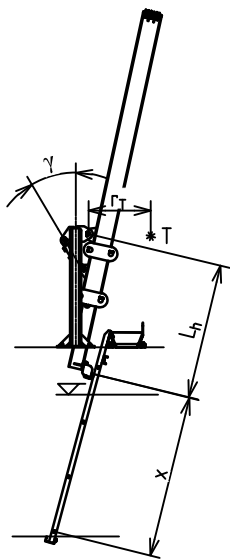
POLOHA 8

$x=1491$ mm
 $L_h=1633$ mm
 $\gamma=45,12^\circ$
 $r_T=213,3$ mm
 $m_{shr}=88$ kg



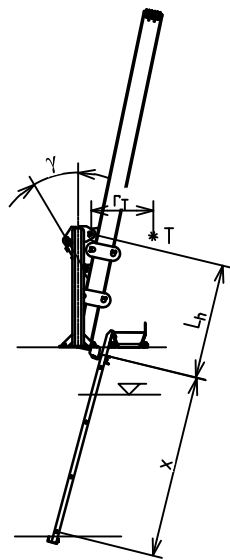
POLOHA 9

$x=1704$ mm
 $L_h=1420$ mm
 $\gamma=45,18^\circ$
 $r_T=232,2$ mm
 $m_{shr}=61$ kg



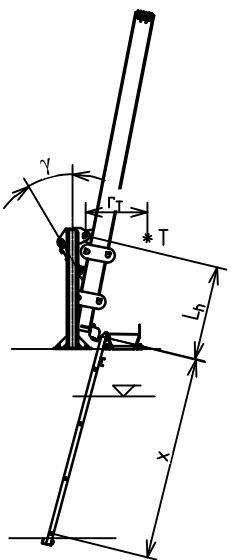
POLOHA 10

$x=1917$ mm
 $L_h=1207$ mm
 $\gamma=45,24^\circ$
 $r_T=251,1$ mm
 $m_{shr}=34$ kg



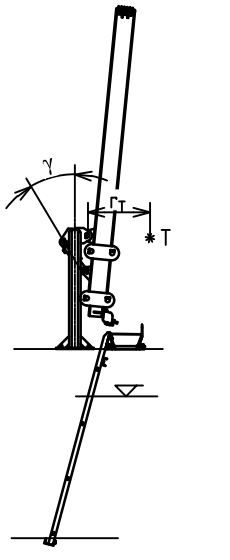
POLOHA 11

$x=2130$ mm
 $L_h=994$ mm
 $\gamma=45,30^\circ$
 $r_T=270$ mm
 $m_{shr}=7$ kg



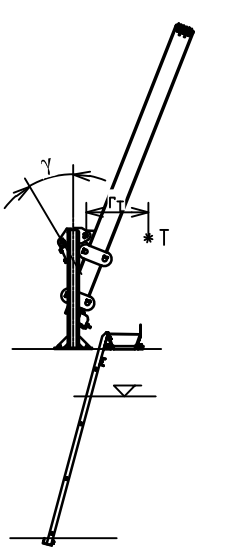
POLOHA 12

$x=-$
 $L_h=-$
 $\gamma=42,54^\circ$
 $r_T=227$ mm
 $m_{shr}=-$



POLOHA 13

$x=-$
 $L_h=-$
 $\gamma=45,77^\circ$
 $r_T=370$ mm
 $m_{shr}=-$



POLOHA 14

$x=-$
 $L_h=-$
 $\gamma=45,77^\circ$
 $r_T=23$ mm
 $m_{shr}=-$

